

MOVING YOU FURTHER

HX55S



* The sample may contain an optional configuration or painting style and design changes

Rated Power

36.2kw / 2,200rpm


Operating Weight

5,560kg

Bucket Capacity

0.18m³

 **HYUNDAI**
CONSTRUCTION EQUIPMENT



New HX Series Excavators are Launched

LATEST ENGINE TECHNOLOGY

- High performance, low fuel consumption yanmar engine
- Faster speed, More powerful performance

SPACIOUS AND COMFORTABLE

- Good visibility, spacious cab
- Integrated Intelligent LCD cluster

DURABLE AND RELIABLE

- High strength structural member, durable and reliable attachment
- High-quality hose

SIMPLE AND CONVENIENT

- Convenient operation
- Centralized filter maintenance point



ENHANCE CUSTOMER VALUE !

The HX series exceeds customer's expectation.



ENVIROMENTAL FRIENDLY, POWERFUL, FAST MACHINE WITH LOW FUEL CONSUMPTION

- Multiple engine fuel filtration system ensures engine and machine durability and performance.
- The optimized MCV design improves operating speed and productivity.
- The engine auto idle fuction reduces fuel cost.



ADVANCED HYDRAULIC SYSTEM

- Load sensing system makes the machine smoother and faster.
- Parking brakes ensure more smoother rotation and easy control.



DURABLE STRUCTURAL MEMBER

- Reinforced attachment
- Even in bad working conditions, the rack can withstand severe impact and pressure during the operation.
- X-type center and steel frame are optimized for better strength, excavators longer life.




DURABLE BUSHING AND SHIM

- Key sets of parts used increases lubrication cycle VHD pin connector portion.
- Minimize attachment failure



REDUCED ENGINE VIBRATION OPTIMIZED COOLING MODULE

- Improved engine mounting reduces cabin vabration
- Shock absorber durability increased
- Cooling module layout is greatly improved
- Convinient cooling module maintenance.



High-Performance
Yanmar Engine



Grading Efficiency
Improved



Reliable Bucket
Pin Type



Reduced Noise,
Improved Heat
Dissipation



New Cluster





BETTER PERFORMANCE, LESS COST



Yanmar Engine 4TNV94L-ZXSHYBC (XSNSRE)

Yanmar Engine, Output is 48.5HP/ 2,200 rpm, the maximum torque of 201.1N.m/ 1,400 rpm.

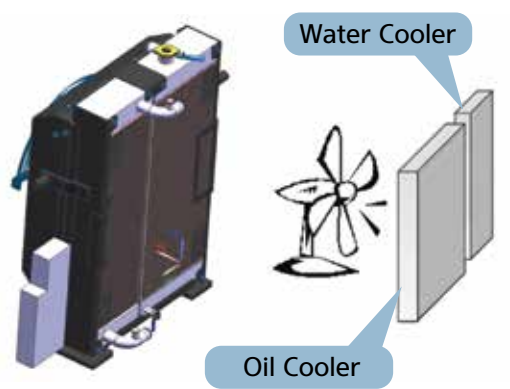
※ For best performance, engine should be operated at altitudes less than 1,200 m

Improved cooling Fan Modules

New engine cooling fan is quieter, better cooling performance. Parallel cooling module layout increases cooling efficiency.



7-Leaf Fan



Water Cooler

Oil Cooler

Comfortable and safe operating space

In order to reduce the fatigue of the driver's performance, HX55S provides a comfortable operating environment for the pilot to create a comfortable operating environment.



Well arranged buttons



Cup Holder



Ergonomic RCV



New LCD cluster



Safer Cabin

FASTER AND MORE CONVENIENT MAINTENANCE




Main control valve on the right side of the cab for noise reduction and heat dissipation.



Centralized grease system



Air filter is located underneath the seat position for easy maintenance.



Emergency switch


DURABILITY



Horizontal type bucket pin



Constant torque clamps



Completely open engine hood

With completely open hood, maintenance is more convenient.

SPECIFICATIONS



ENGINE

MODEL		4TNV94L-ZXSHYBC
Type		Water cooled, 4 cycle diesel 4cylinders in line, direct injection, low emission
SAE J1349	Gross	48.5HP (36.2kW) at 2,200 rpm
	Net	45.9HP (34.2kW) at 2,200 rpm
Max. torque		20.5 kgf.m (148.3 lbf.ft) at 1,400 rpm
Bore X Stroke		94 mm (3.7 ") x 110 mm (4.33 ")
Piston Displacement		3,054 cc (186 cu in)
Batteries		1 x 12V x 100AH
Starting Motor		12V-3.0kW
Alternator		12V-80Amp



HYDRAULIC SYSYEM

MAIN PUMP	
Type	Variable displacement piston pumps
Max. flow L/min	138L/min (36.5 US gpm / 30.4 UK gpm)
System	Load sensing system
HYDRAULIC MOTORS	
Travel	Two speed axial piston motor with counter balance valve and parking brake
Swing	Axal piston motor with automatic brake
RELIEF VALVE SETTING	
Implement circuits	240 kgf/cm ² (3,414 psi)
Travel circuit	240 kgf/cm ² (3,414 psi)
Swing circuit	230 kgf/cm ² (3,271 psi)
Pilot circuit	35.7 kgf/cm ² (500 psi)
Service valve	Installed
HYDRAULIC CYLINDERS	
No. of cylinder bore X stroke	mm
Boom	1-ø105×ø60×715
Forearm	1-ø85×ø55×850
Buckets	1-ø80×ø50×660
Dozer	1-ø105×ø55×214



TRAVEL SYSTEM

Drive method	Full hydrostatic type
Drive motor	Axial piston motors
Reduction system	Planetary reduction gear
Max. travel speed	4.6 km/hr (2.9 mph) / 2.4 km/hr (1.5 mph)
Gradeability	35° (70%)
Parking brake	Multi-wet disc



CONTROLS

Pilot pressure operated joysticks and pedals with detachable lever provide almost effortless and fatigueless operation.

Pilot control	Two joysticks with one safety lever (LH): Arm swing, Boom swing (RH): Boom and bucket (ISO)
Traveling and steering	Two levers with pedals
Engine throttle	Electric, Dial type



SWING SYSTEM

Swing motor	Axial piston motor
Swing reduction	Planetary gear reduction
Swing bearing lubrication	Grease-bathed
Swing brake	Multi wet disc
Swing speed	10.9 rpm



COOLANT AND OIL CAPACITY

(Refilling)	LITER	US gal	UK gal
Fuel tank	118.5	31.3	26.0
Engine coolant	10.0	2.6	2.2
Engine oil	11.6	3.1	2.6
Hydraulic tank	70.0	18.5	15.4
Hydraulic system	120.0	31.7	26.4



UNDERCARRIAGE

X-leg type center frame is intergrally welded with reinforced box-section track frames. The undercarriage includes lubricate rollers, track adjusters with shock absorbing springs and sprockets, and track chain with triple grouse shoes.

Center frame	X- leg type
Track frame	Pentagonal box type
Number of shoes	40 (each side)
Number of Carrier Rollers	1 (each side)
Number of track rollers	5 (each side)



DIGGING FORCE (ISO)

Bucket digging force	4,670 kgf / 45.8 kN / 10,300 lbf
Arm digging force	2,753 kgf / 27.0 kN / 6,070 lbf



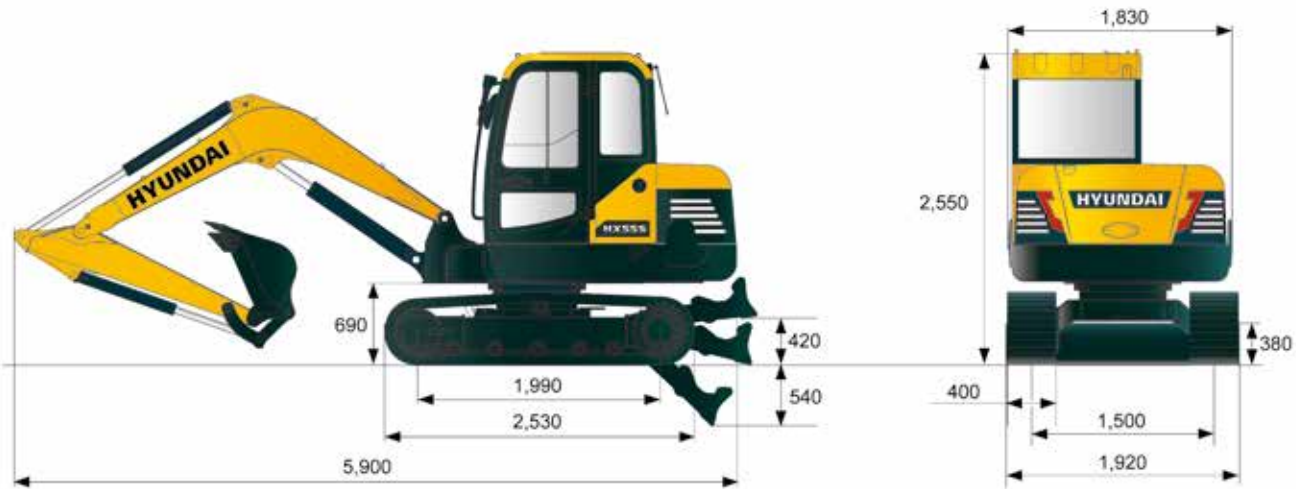
WORKING EQUIPMENT

Standard equipment is including 3,000mm (9' 10") boom, 1,600mm (5' 3") arm, SAE haped 0.18 m³ (0.24 yd³) digging bucket, lubricant, coolant, full fuel tank, hydraulic tank.

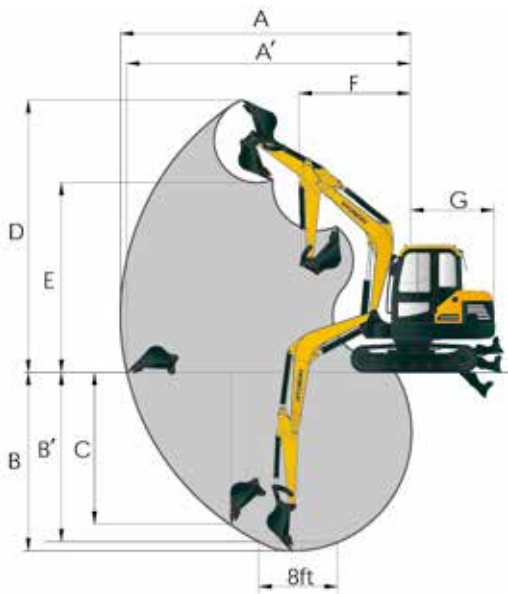
DIMENSIONS & WORKING RANGE

Dimensions

unit: mm



Working range



unit: mm

Boom length	3,000
Arm length	1,600
A Max. digging reach	6,110
A' Max. digging reach on ground	5,970
B Max. digging depth	3,730
B' Max. digging depth (8ft level)	3,330
C Max. vertical wall digging depth	2,835
D Max. digging height	5,740
E Max. dumping height	4,040
F Min. swing radius	2,350
G Tail swing radius	1,650

HYUNDAI CONSTRUCTION EQUIPMENT

Head Office(Sales Office)

3F, Bundang First Tower, 55 Bundang-ro, Bundang-gu, Seongnam-si, Gyeonggi-do, 13591, Korea

PLEASE CONTACT

2020. MAR